

KEY FEATURES

- Open Frame LED Power Supply
- With Constant Current & Constant Voltage (C.C+C.V mode)
- With P.F.C. Function, PF>0.9
- High Efficiency up to 90%
- Free Air Convection
- Protections: Over Load / Over Voltage / Short Circuit
- High Reliability & Double Layered PCB
- Ultra Compact Size: 4.12 x 2.07 x 1.06 Inches
- 3-Years Product Warranty


ELECTRICAL SPECIFICATIONS

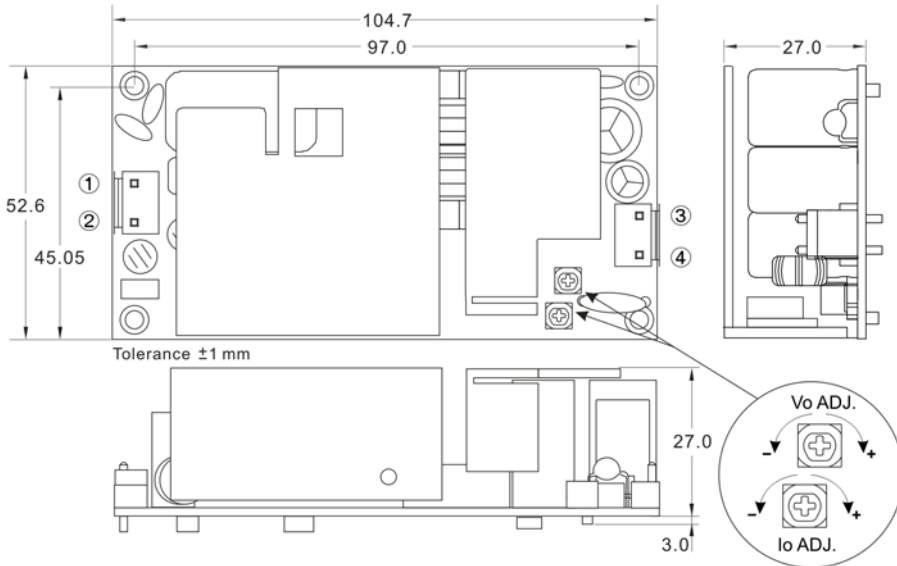
All specifications valid at normal input voltage, full load and +25°C after warm-up time unless otherwise stated.

Model No.	ZLF100-24S	ZLF100-36S	ZLF100-48S	ZLF100-54S	
Max output wattage (W)	96W	96W	96W	95.58W	
Input	Voltage (Note2) 90-295 VAC				
	Frequency (Hz) 50 / 60 Hz				
	Power factor PF>0.9 at Full load (115 VAC / 230 VAC)				
	Current (Full load) 1.4A (115 VAC) / 0.7A (230 VAC)				
	Inrush current 60 A max.				
	Leakage Current < 0.7 mA max at 240 VAC				
Output	Voltage (V.DC.)	24V	36V	48V	54V
	Voltage ADJ Range Setup (CV Mode)	22 ~ 27V	33 ~ 40V	44 ~ 52V	49 ~ 56V
	Constant Current Operation Voltage (max) (CC Mode) (Note3)	15.6~ 24 VDC	23.4~36 VDC	31.2~48 VDC	35.1~54 VDC
	Voltage Tolerance	±10%			
	Preset Current (mA) (CC Mode) (at 230 VAC)	3500	2100	1750	1400
	Current Adjustment Range (mA) (CC Mode)	2600~4000	1720~2650	1300~2000	1150~1770
	Minimum Load (mA)	2600	1720	1300	1150
	Line Regulation (typ.)	±4%			
	Load Regulation (Min-Max) (typ.)	±5%			
	Ripple & Noise (typ.) (Note1)	2.7Vp-p	5Vp-p		
	Efficiency (at 230VAC / Full Load)(typ)	89%	90%	89%	90%
Protection	Over current protection	Auto recovery			
	Over voltage protection	Zener diode clamp			
	Short circuit protection	Auto recovery			
Isolation	Input-Output (V.AC)	3750V			
	Input-FG (V.AC)	1880V			
	Output-FG (V.AC)	500V			
Environment	Operating temperature	-30°C...+70°C (with derating)			
	Storage temperature	-40°C...+85°C			
	Temperature coefficient	0.02%/°C			
	Humidity	95% RH			
	MTBF	>450,000 h @ 25°C (MIL-HDBK-217F)			
Physical	Dimension (L x W x H)	4.12 x 2.07 x 1.2 Inches (104.7 x 52.6 x 27.0 mm) Tolerance ±1mm			
	Weight	195 g			
	Cooling method	Free air convection			
Safety	Agency Approvals	UL8750、IEC / EN 61347-2-13、IEC / EN 61347-1 (Pending)			
EMC	EMI (Conducted & Radiated Emission)	EN 55015 (Pending)			
	EMS (Noise Immunity)	EN 61547 (Pending)			
	Harmonic Current	EN 61000-3-2(at Full Load) · EN 61000-3-3 (Pending)			
	Surge	2KV L-N, 4KV L N-FG			

Note:

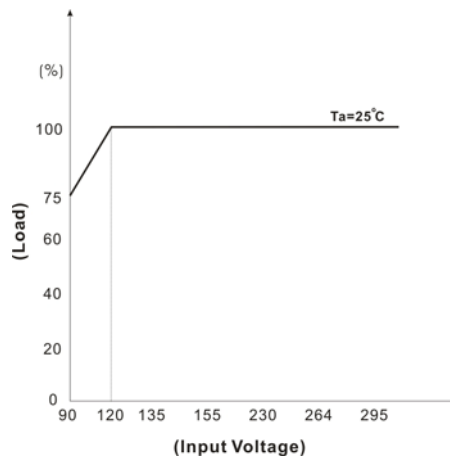
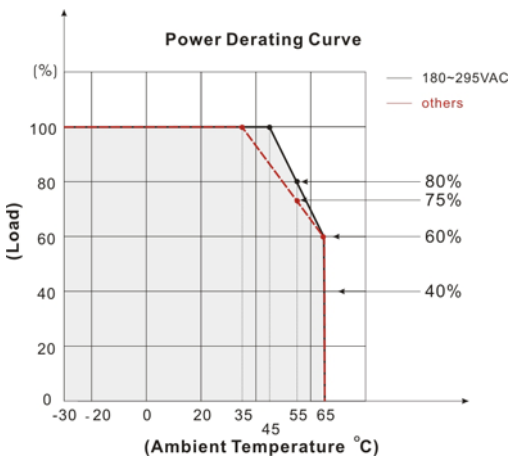
1. Ripple & Noise are measured at 20MHz of bandwidth with 0.1uF & 47uF parallel capacitor.
2. Please check the derating curve for more details.
3. Input Voltage=115 or 230 VAC. This is the suitable operation region for LED related application.but please reconfirm special electrical requirements for some specific system design.

MECHANICAL DIMENSION (Top View)



PIN#	SINGLE
1	AC IN (N)
2	AC IN (L)
3	+DC OUT
4	-DC OUT

DERATING



If the output is not connected LEDs, the input voltage must be greater than 180VAC.

BLOCK DIAGRAM

