


■ Features :

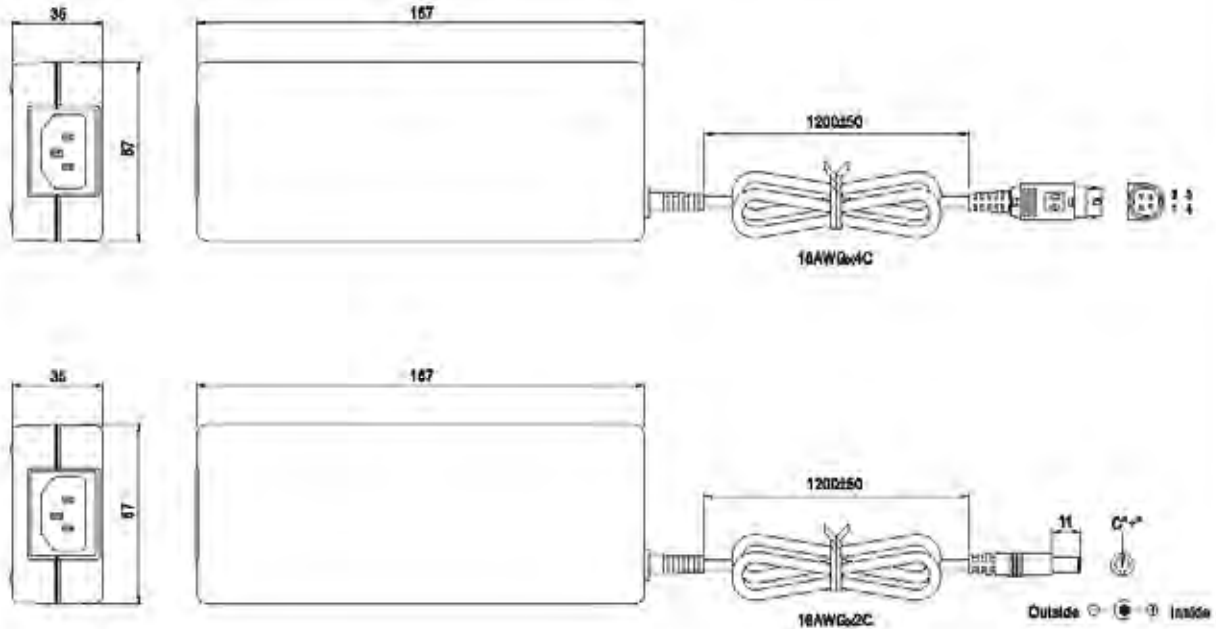
- 3 pole AC inlet IEC320-C14
- Built-in active PFC function, PF>0.95
- Protections: Short circuit / Overload / Over voltage / Over temperature
- High power density 5w/in³
- Fully enclosed plastic case
- Approvals: UL / CUL / TUV / CCC / CB/ CE
- No load power consumption<0.75W@240VAC
- ZCS/ZVS technology to reduce power dissipation
- 2 years warranty


SPECIFICATION

MODEL	AS-120P-12	AS-120P-15	AS-120P-20	AS-120P-24	AS-120P-48
ORDER NO.	AS120P12R7B	AS120P15R7B	AS120P20P1M	AS120P24P1M	AS120P48P1M
DC VOLTAGE <small>Note.2</small>	12V	15V	20V	24V	48V
RATED CURRENT	8.4A	6.7A	6A	5A	2.5A
CURRENT RANGE	0~8.4A	0~6.7A	0~6A	0~5A	0~2.5A
RATED POWER	100W	100W	120W	120W	120W
RIPPLE & NOISE (max.) <small>Note.3</small>	100mVp-p	100mVp-p	200mVp-p	200mVp-p	240mVp-p
VOLTAGE ADJ. RANGE	11~13.5V	13.5~18.5V	18~22V	21.5~26.4V	43.2~52.5V
	Fixed output by customer choice				
VOLTAGE TOLERANCE <small>Note.4</small>	±4.0%	±4.0%	±3.0%	±2.0%	±2.0%
LINE REGULATION <small>Note.5</small>	±1.0%	±1.0%	±1.0%	±1.0%	±1.0%
LOAD REGULATION <small>Note.6</small>	±3.5%	±3.0%	±2.5%	±2.0%	±2.0%
SETUP, RISE TIME	3000ms, 90ms at full load				
HOLD UP TIME (Typ.)	50ms/230VAC 18ms/115VAC at full load				
VOLTAGE RANGE	90~284VAC 127~370VDC				
FREQUENCY RANGE	47~63Hz				
POWER FACTOR (Typ.)	PF≥0.95/230VAC		PF≥0.98/115VAC at full load		
EFFICIENCY (Typ.)	85.5%	87.5%	89.5%	90%	89%
AC CURRENT (Typ.)	1.4A/115VAC 0.7A/230VAC				
INRUSH CURRENT (Typ.)	120A/230VAC				
LEAKAGE CURRENT (max.)	<1mA/240VAC				
OVERLOAD	105~135% rated output power Protection type : Hiccup mode, recovers automatically after fault condition is removed				
OVER VOLTAGE	14~16.8V	17~21V	22.5~28V	27~33.6V	53.3~67.2V
	Protection type : Shut down o/p voltage, re-power on to recover				
OVER TEMPERATURE	90°C±15°C (RTH2) detect on heatsink of power transistor Protection type : Shut down o/p voltage, re-power on to recover				
WORKING TEMP.	0~+50°C (Refer to output load derating curve)				
WORKING HUMIDITY	20%~90% RH non-condensing				
STORAGE TEMP., HUMIDITY	-20~+85°C, 10~95% RH				
TEMP. COEFFICIENT	±0.03% / °C (0~50°C)				
VIBRATION	10~800Hz, 2G 3AXES 10min./1cycle, period for 60min. each along X, Y, Z axis				
SAFETY STANDARDS	UL60950-1, TUV EN60950-1, CCC GB4943 approved				
WITHSTAND VOLTAGE	I/P-O/P:4.25KVDC				
ISOLATION RESISTANCE	I/P-O/P:100M Ohms				
EMI CONDUCTION & RADIATION	Compliance to EN55022(CISPR22) class B, FCC part 15J class B				
HARMONIC CURRENT	Compliance to EN61000-3-2,3				
EMS IMMUNITY	Compliance to EN61000-4-2,3,4,5,6,8,11, light industry level, criteria A.				
LIFE	Average life expectancy of 8 years (12 hours / day, 70% load, 115VAC)				
MTBF	308.9K hrs min. MIL-HDBK-217F (25°C)				
DIMENSION	167*67*35mm (L*W*H)				
PACKING	0.52Kg; 30pcs/18.6Kg/1.1CUFT				
PLUG	Standard type R7B,P1M: 2.5φ * 5.5φ * 11mm, center positive for stock ; Other type available by customer requested				
CABLE	Standard type 120cm of SPT-1, 18Awg*4c for stock ; Other type available by customer requested				
NOTE	1.All parameters are specified at 230VAC input, rated load, 25°C, 70% RH, Ambient. 2.DC voltage: The output voltage set at point measure by plug terminal & 50% load. 3.Ripple & noise are measured at 20MHz by using a 12" twisted pair terminated with a 0.1uF & 47uF capacitor. 4.Tolerance: includes set up tolerance, line regulation, load regulation. 5.Line regulation is measured from low line to high line at rated load. 6.Load regulation is measured from 0% to 100% rated load. 7.The power supply is considered a component which will be installed into a final equipment. The final equipment must be re-confirmed that it still meets EMC directives.				

■ Mechanical Specification

Case No.947A Unit:mm



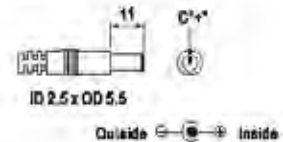
■ Plug Assignment

Standard plug (For 12V,15V only)

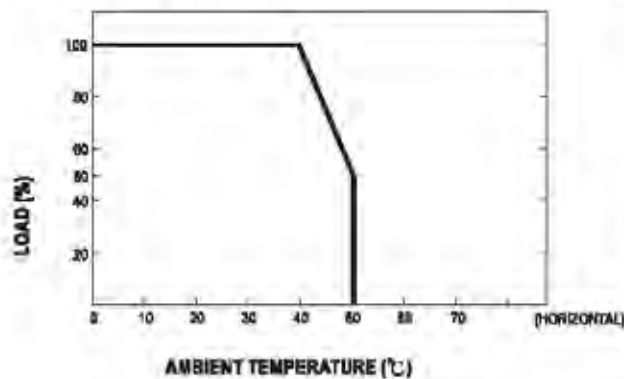
R7B		
PIN NO	OUTPUT	
1,4	+V	
2,3	-V	

Standard plug (For 20V,24V,48V only)

P1M	
PIN	OUTPUT
CENTER	+



■ Derating Curve



■ Static Characteristics

