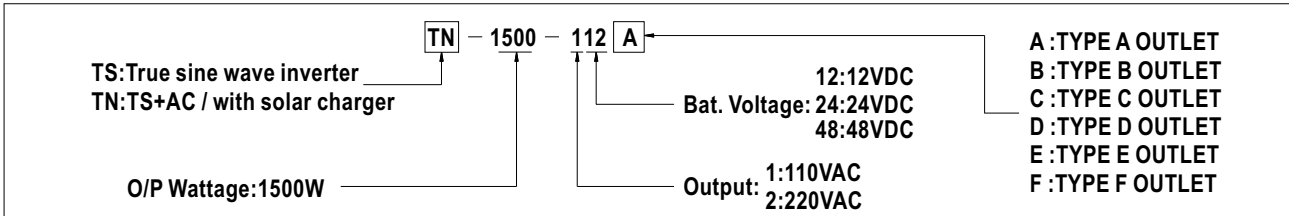




■ Features :

- True sine wave output (THD<3%)
- Power ON-OFF switch
- Saving mode setted by controller
- LED panel indication power status
- Thermostatically Controlled Cooling Fan
- Protections: Bat. Low alarm / Bat. Low shutdown / Over temp. / Output short / Input polarity reverse / Over load.
- Home appliance, Power tools, Office and Portable equipment, Vehicle and Yacht ...etc.
- Approvals: UL458 / FCC / E13 / CE
- 2 years warranty



SPECIFICATION

MODEL	TN/TS-1500-112	TN/TS-1500-124	TN/TS-1500-148	TN/TS-1500-212	TN/TS-1500-224	TN/TS-1500-248	
OUTPUT	RATED POWER (Typ.)	1500W					
	AC RATED VOLTAGE	110V			220V		
	AC VOLTAGE	100 / 110 / 115 / 120 selectable by control switch			200 / 220 / 230 / 240 selectable by controller		
	SURGE CURRENT	40A (500ms typ.)			30A (500ms typ.)		
	MAXIMUM OUTPUT POWER	1725W(3min.) / 2250W(10sec.)					
	WAVEFORM	True sine wave (THD<3%) at rated input voltage					
	FREQUENCY	50/60±1Hz					
	AC REGULATION (Typ.)	±3.0% at rated input voltage					
	TRANSFER TIME	t<10ms inverter ↔ by pass					
	SAVING MODE TO NORMAL	≤3s (5 ~ 25W)					
LED INDICATOR	O.T.P, O.L.P and Saving mode status						
INPUT	DC CURRENT (Typ.)	150A	75A	37.5A	150A	75A	37.5A
	NO LOAD DISSIPATION	≤18W @ saving mode					
	OFF MODE DRAW CURRENT	≤1mA					
	BAT. VOLTAGE	12V	24V	48V	12V	24V	48V
	VOLTAGE RANGE (Typ.) ^{Note.1}	10.5 ~ 15VDC	21 ~ 30VDC	42 ~ 60VDC	10.5 ~ 15VDC	21 ~ 30VDC	42 ~ 60VDC
EFFICIENCY (Typ.) ^{Note.2}	87%	89%	90%	89%	90%	91%	
BATTERY INPUT PROTECTION	FUSE	40A*5	30A*3	30A*2	40A*5	30A*3	30A*2
	BAT. LOW ALARM	10.5±2%	21±2%	42±2%	10.5±2%	21±2%	42±2%
	BAT. LOW SHUTDOWN	10±2%	20±2%	40±2%	10±2%	20±2%	40±2%
	BAT. POLARITY	By internal fuse open					
OUTPUT PROTECTION	OVER TEMPERATURE	40 ~ 45°C at full load, Reset: re-power on					
	OUTPUT SHORT	Shut-off, Reset: re-power on					
	OVER LOAD (INVERTER)	105 ~ 117%±5% load 180sec, 117% ~ 150%±5% load 10sec, Shut down re-power on					
	OVER LOAD (AC LINE)	Circuit breaker protection					
	GFCI PROTECTION	Optional (Only type F)			None		
ENVIRONMENT	WORKING TEMP. ^{Note.3}	-10 ~ +60°C					
	WORKING HUMIDITY	20% ~ 90% RH non-condensing					
	STORAGE TEMP., HUMIDITY	-30 ~ +70°C / -22 ~ +158°F, 10 ~ 95% RH					
	VIBRATION	10 ~ 500Hz, 2G 10min./1cycle, 60min. each along X, Y, Z axes					
SAFETY & EMC	SAFETY STANDARDS	UL458			EN60950		
	WITHSTAND VOLTAGE	Bat I/P-AC I/P:3.0KVAC Bat I/P-AC O/P:3.0KVAC AC I/P-FG:1.5KVAC					
	EMI CONDUCTION&RADIATION	Compliance to FCC class A			Compliance to EN55022 class B, 72/ 245/ CEE, 95/ 54/ CE, E-Mark		
	EMS IMMUNITY	-----			Compliance to EN61000-4-2,3,4,5,6,8,11 ENV50204		
OTHERS	DIMENSION	420*220*88mm (L*W*H)					
	PACKING	6.85Kg; 2pcs/14.7Kg/1.89CUFT					
NOTE	<p>1.Output Derating capacity referenced by curve 1. 2.Efficiency is tested by 1000W linear load at 13V, 26V, 52V input voltage. 3.Output Derating capacity referenced by curve 2. 4.All parameters not specified above are measured at rated load, 25°C of ambient temperature.</p>						

■ AC Output Receptacles (optional)

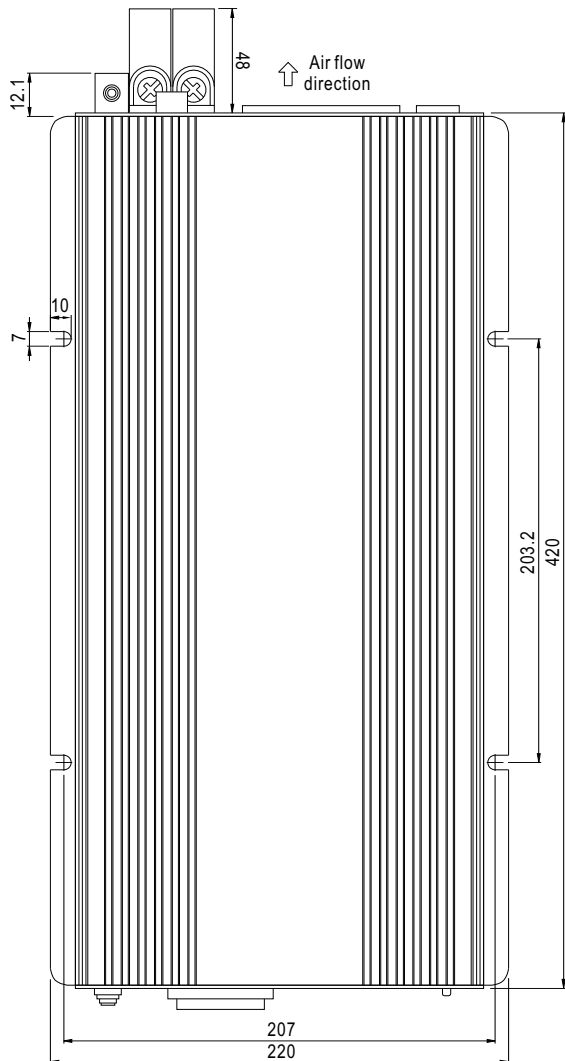
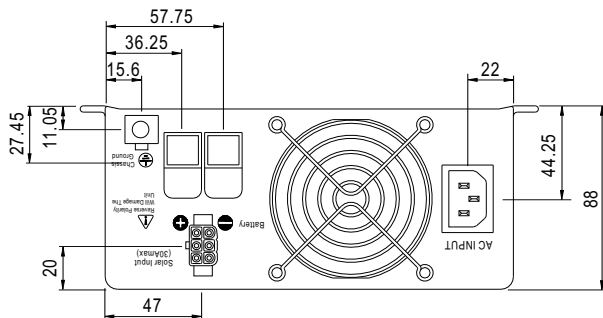
TYPE-A	TYPE-B	TYPE-C	TYPE-D	TYPE-E	TYPE-F
USA	EUROPE	AUSTRALIA	U.K	JAPAN	GFCI

ELECTRICAL SPECIFICATIONS OF CHARGER

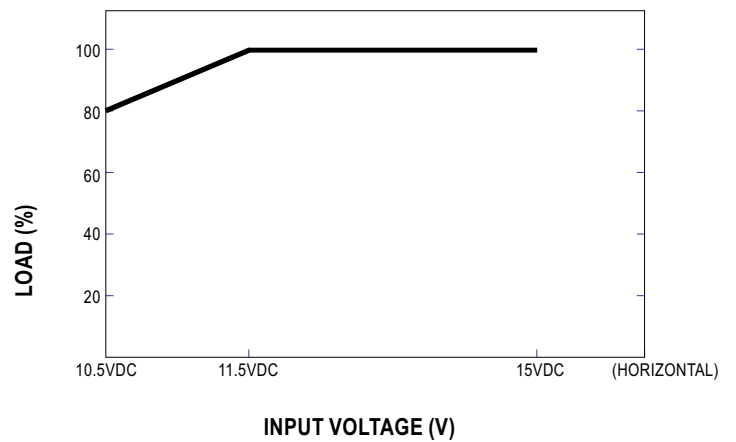
MODEL		TN-1500-112□	TN-1500-124□	TN-1500-148□	TN-1500-212□	TN-1500-224□	TN-1500-248□
AC CHARGER	CHARGE CURRENT	5.5A±0.5A	2.7A±0.4A	1.35A±0.2A	5.5A±0.5A	2.7A±0.4A	1.35A±0.2A
	BATTERY TYPES	Open & sealed Lead Acid					
	CHARGE VOLTAGE	14.5V±4%	29V±4%	58V±4%	14.5V±4%	29V±4%	58V±4%
	SHORT CIRCUIT PROTECTION	Constant current limiting					
SOLAR CHARGER	MAX OPEN CIRCUIT VOLTAGE	25V	45V	75V	25V	45V	75V
	CHARGE CURRENT (max.)	30A					
	Vmax CHARGE VOLTAGE	14.5±4%	29V±4%	58±4V	14.5±4%	29±4%	58±4%
BATTERY	BATTERY TYPES	Open & sealed Lead Acid					

Mechanical Specification

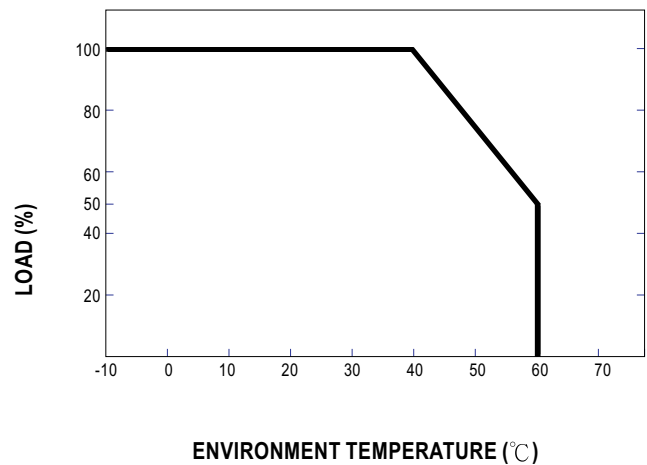
Unit:mm



Output Derating and Curve



CURE 1



CURE 2