



■ Features :

- Interchangeable AC plugs (plug kit sold separately)
- Universal AC input / Full range
- No load power consumption < 0.3W/230VAC for 5~24V (<0.5W/230VAC for 48V)
- Meet energy star(CEC) level V for 5~24V(level IV for 48V)
- Meet EISA 2007 (Energy Independence and Security Act)
- Class II power (without earth pin)
- Protections: Short circuit / Overload / Over voltage
- Fully enclosed plastic case
- LED indicator for power on
- Pass LPS
- Approvals: UL / CUL / TUV / CB / FCC / CE / C-Tick
- 2 years warranty



AC INLET PLUG

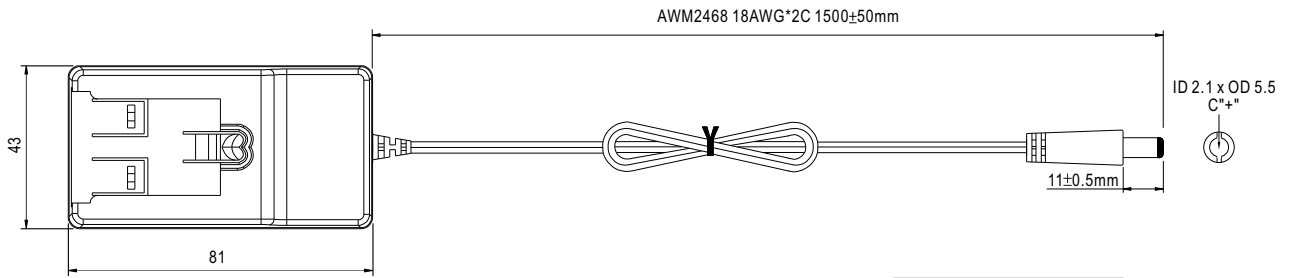
TYPE					
	Australian type	U.K type	European type	US type	Mix four type
ORDER NO.	AC plug-AU	AC plug-UK	AC plug-EU	AC plug-US	AC plug-MIX

SPECIFICATION

POWER SUPPLY MAIN BODY ORDER NO.	GE18I05-P1J	GE18I07-P1J	GE18I09-P1J	GE18I12-P1J	GE18I15-P1J	GE18I18-P1J	GE18I24-P1J	GE18I48-P1J																																																																																											
<b>OUTPUT</b>	<table border="1"> <tr> <td>SAFETY MODEL NO.</td> <td>FRA018-S05-I</td> <td>FRA018-S07-I</td> <td>FRA018-S09-I</td> <td>FRA018-S12-I</td> <td>FRA018-S15-I</td> <td>FRA018-S18-I</td> <td>FRA018-S24-I</td> <td>FRA018-S48-I</td> </tr> <tr> <td>DC VOLTAGE <small>Note.2</small></td> <td>5V</td> <td>7.5V</td> <td>9V</td> <td>12V</td> <td>15V</td> <td>18V</td> <td>24V</td> <td>48V</td> </tr> <tr> <td>RATED CURRENT</td> <td>2.4A</td> <td>1.73A</td> <td>2.0A</td> <td>1.5A</td> <td>1.2A</td> <td>1.0A</td> <td>0.75A</td> <td>0.375A</td> </tr> <tr> <td>CURRENT RANGE</td> <td>0 ~ 2.4A</td> <td>0 ~ 1.73A</td> <td>0 ~ 2.0A</td> <td>0 ~ 1.5A</td> <td>0 ~ 1.2A</td> <td>0 ~ 1.0A</td> <td>0 ~ 0.75A</td> <td>0 ~ 0.375A</td> </tr> <tr> <td>RATED POWER (max.)</td> <td>12W</td> <td>13W</td> <td>18W</td> <td>18W</td> <td>18W</td> <td>18W</td> <td>18W</td> <td>18W</td> </tr> <tr> <td>RIPPLE &amp; NOISE (max.) <small>Note.3</small></td> <td>50mVp-p</td> <td>75mVp-p</td> <td>100mVp-p</td> <td>120mVp-p</td> <td>150mVp-p</td> <td>180mVp-p</td> <td>240mVp-p</td> <td>300mVp-p</td> </tr> <tr> <td>VOLTAGE TOLERANCE <small>Note.4</small></td> <td>±5.0%</td> <td>±5.0%</td> <td>±5.0%</td> <td>±3.0%</td> <td>±3.0%</td> <td>±3.0%</td> <td>±3.0%</td> <td>±3.0%</td> </tr> <tr> <td>LINE REGULATION <small>Note.5</small></td> <td>±1.0%</td> <td>±1.0%</td> <td>±1.0%</td> <td>±1.0%</td> <td>±1.0%</td> <td>±1.0%</td> <td>±1.0%</td> <td>±1.0%</td> </tr> <tr> <td>LOAD REGULATION <small>Note.6</small></td> <td>±5.0%</td> <td>±5.0%</td> <td>±5.0%</td> <td>±3.0%</td> <td>±3.0%</td> <td>±3.0%</td> <td>±3.0%</td> <td>±3.0%</td> </tr> <tr> <td>SETUP, RISE, HOLD UP TIME</td> <td colspan="8">4000ms, 100ms, 30ms / 230VAC      4000ms, 100ms, 10ms / 115VAC at full load</td> </tr> </table>									SAFETY MODEL NO.	FRA018-S05-I	FRA018-S07-I	FRA018-S09-I	FRA018-S12-I	FRA018-S15-I	FRA018-S18-I	FRA018-S24-I	FRA018-S48-I	DC VOLTAGE <small>Note.2</small>	5V	7.5V	9V	12V	15V	18V	24V	48V	RATED CURRENT	2.4A	1.73A	2.0A	1.5A	1.2A	1.0A	0.75A	0.375A	CURRENT RANGE	0 ~ 2.4A	0 ~ 1.73A	0 ~ 2.0A	0 ~ 1.5A	0 ~ 1.2A	0 ~ 1.0A	0 ~ 0.75A	0 ~ 0.375A	RATED POWER (max.)	12W	13W	18W	18W	18W	18W	18W	18W	RIPPLE & NOISE (max.) <small>Note.3</small>	50mVp-p	75mVp-p	100mVp-p	120mVp-p	150mVp-p	180mVp-p	240mVp-p	300mVp-p	VOLTAGE TOLERANCE <small>Note.4</small>	±5.0%	±5.0%	±5.0%	±3.0%	±3.0%	±3.0%	±3.0%	±3.0%	LINE REGULATION <small>Note.5</small>	±1.0%	±1.0%	±1.0%	±1.0%	±1.0%	±1.0%	±1.0%	±1.0%	LOAD REGULATION <small>Note.6</small>	±5.0%	±5.0%	±5.0%	±3.0%	±3.0%	±3.0%	±3.0%	±3.0%	SETUP, RISE, HOLD UP TIME	4000ms, 100ms, 30ms / 230VAC      4000ms, 100ms, 10ms / 115VAC at full load							
SAFETY MODEL NO.	FRA018-S05-I	FRA018-S07-I	FRA018-S09-I	FRA018-S12-I	FRA018-S15-I	FRA018-S18-I	FRA018-S24-I	FRA018-S48-I																																																																																											
DC VOLTAGE <small>Note.2</small>	5V	7.5V	9V	12V	15V	18V	24V	48V																																																																																											
RATED CURRENT	2.4A	1.73A	2.0A	1.5A	1.2A	1.0A	0.75A	0.375A																																																																																											
CURRENT RANGE	0 ~ 2.4A	0 ~ 1.73A	0 ~ 2.0A	0 ~ 1.5A	0 ~ 1.2A	0 ~ 1.0A	0 ~ 0.75A	0 ~ 0.375A																																																																																											
RATED POWER (max.)	12W	13W	18W	18W	18W	18W	18W	18W																																																																																											
RIPPLE & NOISE (max.) <small>Note.3</small>	50mVp-p	75mVp-p	100mVp-p	120mVp-p	150mVp-p	180mVp-p	240mVp-p	300mVp-p																																																																																											
VOLTAGE TOLERANCE <small>Note.4</small>	±5.0%	±5.0%	±5.0%	±3.0%	±3.0%	±3.0%	±3.0%	±3.0%																																																																																											
LINE REGULATION <small>Note.5</small>	±1.0%	±1.0%	±1.0%	±1.0%	±1.0%	±1.0%	±1.0%	±1.0%																																																																																											
LOAD REGULATION <small>Note.6</small>	±5.0%	±5.0%	±5.0%	±3.0%	±3.0%	±3.0%	±3.0%	±3.0%																																																																																											
SETUP, RISE, HOLD UP TIME	4000ms, 100ms, 30ms / 230VAC      4000ms, 100ms, 10ms / 115VAC at full load																																																																																																		
<b>INPUT</b>	<table border="1"> <tr> <td>VOLTAGE RANGE</td> <td colspan="2">90 ~ 264VAC</td> <td colspan="6">135 ~ 370VDC</td> </tr> <tr> <td>FREQUENCY RANGE</td> <td colspan="8">47 ~ 63Hz</td> </tr> <tr> <td>EFFICIENCY (Typ.)</td> <td>72%</td> <td>75%</td> <td>75%</td> <td>78%</td> <td>80%</td> <td>80%</td> <td>81%</td> <td>81%</td> </tr> <tr> <td>AC CURRENT</td> <td colspan="2">0.7A / 100VAC</td> <td colspan="6">0.4A / 230VAC</td> </tr> <tr> <td>INRUSH CURRENT (max.)</td> <td colspan="2">COLD START 40A / 100VAC</td> <td colspan="6">80A / 230VAC</td> </tr> <tr> <td>LEAKAGE CURRENT (max.)</td> <td colspan="8">0.25mA / 240VAC</td> </tr> </table>									VOLTAGE RANGE	90 ~ 264VAC		135 ~ 370VDC						FREQUENCY RANGE	47 ~ 63Hz								EFFICIENCY (Typ.)	72%	75%	75%	78%	80%	80%	81%	81%	AC CURRENT	0.7A / 100VAC		0.4A / 230VAC						INRUSH CURRENT (max.)	COLD START 40A / 100VAC		80A / 230VAC						LEAKAGE CURRENT (max.)	0.25mA / 240VAC																																											
VOLTAGE RANGE	90 ~ 264VAC		135 ~ 370VDC																																																																																																
FREQUENCY RANGE	47 ~ 63Hz																																																																																																		
EFFICIENCY (Typ.)	72%	75%	75%	78%	80%	80%	81%	81%																																																																																											
AC CURRENT	0.7A / 100VAC		0.4A / 230VAC																																																																																																
INRUSH CURRENT (max.)	COLD START 40A / 100VAC		80A / 230VAC																																																																																																
LEAKAGE CURRENT (max.)	0.25mA / 240VAC																																																																																																		
<b>PROTECTION</b>	<table border="1"> <tr> <td>OVERLOAD</td> <td colspan="8">110% ~ 200% rated output power Protection type : Hiccup mode, recovers automatically after fault condition is removed</td> </tr> <tr> <td>OVER VOLTAGE</td> <td colspan="8">115% ~ 135% Protection type : Clamp by zener diode</td> </tr> </table>									OVERLOAD	110% ~ 200% rated output power Protection type : Hiccup mode, recovers automatically after fault condition is removed								OVER VOLTAGE	115% ~ 135% Protection type : Clamp by zener diode																																																																															
OVERLOAD	110% ~ 200% rated output power Protection type : Hiccup mode, recovers automatically after fault condition is removed																																																																																																		
OVER VOLTAGE	115% ~ 135% Protection type : Clamp by zener diode																																																																																																		
<b>ENVIRONMENT</b>	<table border="1"> <tr> <td>WORKING TEMP.</td> <td colspan="8">-10 ~ +50°C (Refer to output load derating curve)</td> </tr> <tr> <td>WORKING HUMIDITY</td> <td colspan="8">20% ~ 90% RH non-condensing</td> </tr> <tr> <td>STORAGE TEMP., HUMIDITY</td> <td colspan="8">-20 ~ +85°C, 10 ~ 95% RH</td> </tr> <tr> <td>TEMP. COEFFICIENT</td> <td colspan="8">±0.03% / °C (0 ~ 50°C)</td> </tr> <tr> <td>VIBRATION</td> <td colspan="8">10 ~ 500Hz, 2G 10min./1cycle, period for 60min. each along X, Y, Z axes</td> </tr> </table>									WORKING TEMP.	-10 ~ +50°C (Refer to output load derating curve)								WORKING HUMIDITY	20% ~ 90% RH non-condensing								STORAGE TEMP., HUMIDITY	-20 ~ +85°C, 10 ~ 95% RH								TEMP. COEFFICIENT	±0.03% / °C (0 ~ 50°C)								VIBRATION	10 ~ 500Hz, 2G 10min./1cycle, period for 60min. each along X, Y, Z axes																																																				
WORKING TEMP.	-10 ~ +50°C (Refer to output load derating curve)																																																																																																		
WORKING HUMIDITY	20% ~ 90% RH non-condensing																																																																																																		
STORAGE TEMP., HUMIDITY	-20 ~ +85°C, 10 ~ 95% RH																																																																																																		
TEMP. COEFFICIENT	±0.03% / °C (0 ~ 50°C)																																																																																																		
VIBRATION	10 ~ 500Hz, 2G 10min./1cycle, period for 60min. each along X, Y, Z axes																																																																																																		
<b>SAFETY &amp; EMC</b>	<table border="1"> <tr> <td>SAFETY STANDARDS</td> <td colspan="8">UL60950-1, CSA C22.2, TUV EN60950 -1 approved</td> </tr> <tr> <td>WITHSTAND VOLTAGE</td> <td colspan="8">I/P-O/P:4242VDC</td> </tr> <tr> <td>ISOLATION RESISTANCE</td> <td colspan="8">I/P-O/P:100M Ohms / 500VDC / 25°C / 70% RH</td> </tr> <tr> <td>EMI CONDUCTION &amp; RADIATION</td> <td colspan="8">Compliance to EN55022 class B, FCC PART 15 / CISPR22 class B</td> </tr> <tr> <td>HARMONIC CURRENT</td> <td colspan="8">Compliance to EN61000-3-2,3</td> </tr> <tr> <td>EMS IMMUNITY</td> <td colspan="8">Compliance to EN61000-4-2,3,4,5,6,8,11, light industry level, criteria A</td> </tr> </table>									SAFETY STANDARDS	UL60950-1, CSA C22.2, TUV EN60950 -1 approved								WITHSTAND VOLTAGE	I/P-O/P:4242VDC								ISOLATION RESISTANCE	I/P-O/P:100M Ohms / 500VDC / 25°C / 70% RH								EMI CONDUCTION & RADIATION	Compliance to EN55022 class B, FCC PART 15 / CISPR22 class B								HARMONIC CURRENT	Compliance to EN61000-3-2,3								EMS IMMUNITY	Compliance to EN61000-4-2,3,4,5,6,8,11, light industry level, criteria A																																											
SAFETY STANDARDS	UL60950-1, CSA C22.2, TUV EN60950 -1 approved																																																																																																		
WITHSTAND VOLTAGE	I/P-O/P:4242VDC																																																																																																		
ISOLATION RESISTANCE	I/P-O/P:100M Ohms / 500VDC / 25°C / 70% RH																																																																																																		
EMI CONDUCTION & RADIATION	Compliance to EN55022 class B, FCC PART 15 / CISPR22 class B																																																																																																		
HARMONIC CURRENT	Compliance to EN61000-3-2,3																																																																																																		
EMS IMMUNITY	Compliance to EN61000-4-2,3,4,5,6,8,11, light industry level, criteria A																																																																																																		
<b>OTHERS</b>	<table border="1"> <tr> <td>LIFE</td> <td colspan="8">2 years : 100% load 30°C, 8 hours / day</td> </tr> <tr> <td>MTBF</td> <td colspan="8">100Khrs min. MIL-HDBK-217F (25°C)</td> </tr> <tr> <td>DIMENSION</td> <td colspan="8">81*43*40.5mm (L*W*H)</td> </tr> <tr> <td>PACKING</td> <td colspan="8">134g ; 60pcs / 12.32kg / CARTON</td> </tr> </table>									LIFE	2 years : 100% load 30°C, 8 hours / day								MTBF	100Khrs min. MIL-HDBK-217F (25°C)								DIMENSION	81*43*40.5mm (L*W*H)								PACKING	134g ; 60pcs / 12.32kg / CARTON																																																													
LIFE	2 years : 100% load 30°C, 8 hours / day																																																																																																		
MTBF	100Khrs min. MIL-HDBK-217F (25°C)																																																																																																		
DIMENSION	81*43*40.5mm (L*W*H)																																																																																																		
PACKING	134g ; 60pcs / 12.32kg / CARTON																																																																																																		
<b>DC OUTPUT CONNECTOR</b>	<table border="1"> <tr> <td>PLUG</td> <td colspan="8">Standard type P1J: 2.1φ * 5.5φ * 11mm turning fork type, center positive for stock ; Other type available by customer requested</td> </tr> <tr> <td>CABLE</td> <td colspan="8">See page2</td> </tr> </table>									PLUG	Standard type P1J: 2.1φ * 5.5φ * 11mm turning fork type, center positive for stock ; Other type available by customer requested								CABLE	See page2																																																																															
PLUG	Standard type P1J: 2.1φ * 5.5φ * 11mm turning fork type, center positive for stock ; Other type available by customer requested																																																																																																		
CABLE	See page2																																																																																																		
<b>NOTE</b>	<ol style="list-style-type: none"> <li>1.All parameters are specified at 230VAC input, rated load, 25°C 70% RH ambient.</li> <li>2.DC voltage: The output voltage set at point measure by plug terminal &amp; 50% load.</li> <li>3.Ripple &amp; noise are measured at 20MHz by using a 12" twisted pair terminated with a 0.1uf &amp; 47uf capacitor.</li> <li>4.Tolerance: includes set up tolerance, line regulation, load regulation.</li> <li>5.Line regulation is measured from low line to high line at rated load.</li> <li>6.Load regulation is measured from 10% to 100% rated load</li> <li>7.Main body unit and AC inlet plug should be ordered separately ; it needs to be used along with any of the AC inlet plug.</li> </ol>																																																																																																		

■ Mechanical Specification

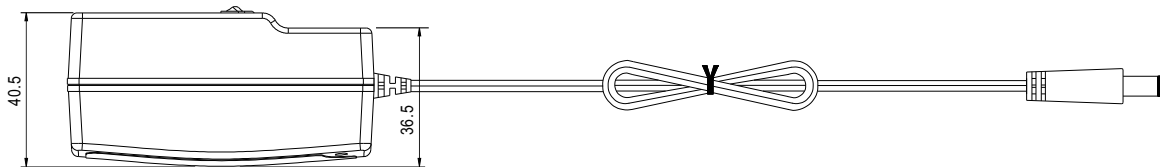
Unit:mm



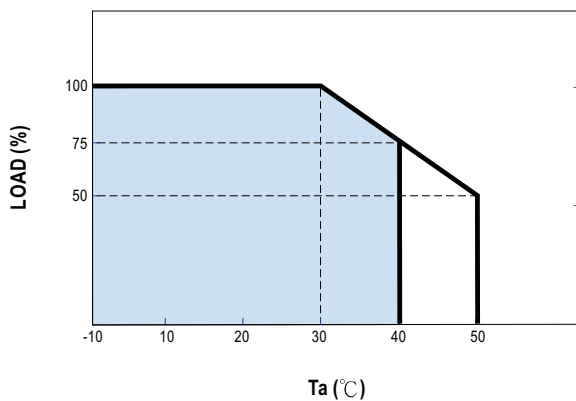
■ Plug Assignment

Standard plug: P1J (option)

P1J	
P/N	OUTPUT
CENTER	+



■ Derating Curve



■ Static Characteristics

